

Garbage Station Rules

Garbage stations are cleaned and managed by the users. Please cooperate in keeping the garbage stations clean.

Please observe the times.

Take your garbage out to the collection point by 8:30AM on the designated collection day.
* Please note that collection truck operating times are affected by traffic conditions, so garbage that is put out late may not be collected.

Please observe the collection days.

Collection days are determined according to the area and category of garbage.
* If garbage is put out on non-collection days, it will be ravaged by feral cats, crows, etc., become scattered and cause a nuisance to local residents.

Please put garbage out at the designated collection point.

Collection points are commonly used and managed by the community. Please observe good manners when using.
* Do not dispose of your garbage at collection points in other areas. Doing so will cause a nuisance to users in those areas.

Please separate your garbage correctly.

Waste items are simply garbage if they are mixed together, but if they are separated correctly, they become resources.

How to Dispose of Business Garbage

Commercial garbage cannot be put out with regular household garbage at collection points. Business operators should either bring garbage directly to the Cleaning Center or outsource disposal to a licensed general waste collection and transportation contractor.
Disposal fees differ between commercial garbage and general household garbage. If bringing your garbage directly to the Cleaning Center, you will be charged based on weight, so please do not use bags designated for general burnable garbage.

Waste collection and transportation licensed contractor

Name of business	Contact
Ichishio Co., Ltd.	0470-62-5379
AID Co., Ltd.	0470-73-8760
Okada Butsuryu Co., Ltd.	0470-76-4145
Takabashi Sangyou Ltd.	0470-76-1964
Tsumamoto Shoten Ltd.	04-7094-2610

If bringing to the Cleaning Center yourself

Please use the local garbage station for your garbage.
If you have a large quantity (roughly 100 kg) due to house clearance, moving, etc., you may bring it in directly.

[Receiving hours]

Weekdays ... 8:30 a.m. until 5:00 p.m.
Saturdays ... 8:30 a.m. until 12:00 p.m.

* Garbage cannot be brought in on Sundays and national holidays.
* Information concerning year-end and New Year's holidays will be given in the local newsletter, etc.

[Cautions when carrying in garbage]

If you are bringing in more than one category of garbage, such as burnable oversized garbage (charged) and hardware/plastic (free of charge), please separate them at home before loading them into your vehicle.
* If you are bringing in timber (tree branches or trunks), please cut into the following sizes.
[Thickness 4.5cm or less, Width 50cm or less, Length 2m or less]

[Fees]

If you are directly carrying in garbage, you do not have to use the designated bags, however, the following fees apply.

Type	Burnable garbage	Burnable garbage that needs crushing	Commercial garbage
Fees	40 yen per 10kg	60 yen per 10kg	60 yen per 10kg



This "How to Separate and Dispose of Garbage" pamphlet is made using eco-friendly vegetable oil ink.

How to Separate and Dispose of Garbage

Save this version
Issued: March 2026

Items collected from collection stations **Take out your garbage by 8:30AM on the collection day.**

Burnable garbage

Use the designated garbage bags



- Kitchen waste (be sure to drain well)
- Paper diapers (be sure to remove soiled contents)
- Wood and branches (no larger than 4.5cm in diameter and 60cm in length)
- Leaves and grass (try to dry out as much as possible)

Recyclables / Non-burnable garbage

Empty cans, glass

Use the designated garbage bags



- Place empty cans, glass, ceramics, light bulbs, and LED lamps in a separate bag.
- Remove the contents and lightly rinse.
- You can dispose of aluminum cans and steel cans together.

Hardware

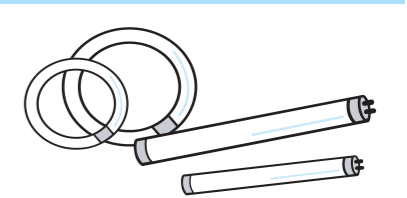
Use the designated garbage bags



- Place "hardware" and "small electrical appliances" in a separate bag.
- If items are too large to fit in a bag, take them directly to the Cleaning Center.

Fluorescent tubes

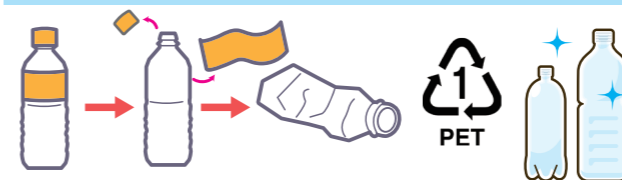
Use the designated garbage bags



- Place fluorescent tubes in a separate bag.
- If fluorescent tubes are too long to fit in a bag, tie the bag opening with the tubes protruding.

PET bottles

Use the designated garbage bags



- Place PET bottles in a separate bag.
- Only dispose of items that have the "Recycle mark (PET 1)".
- Be sure to remove caps and labels and crush before discharging.
- Dispose of caps and labels on the "Plastic containers and packaging" day.

Plastic containers and packaging

Use the designated garbage bags



- Place plastic containers and packaging with the Plastic mark in a separate bag.
- This applies to plastic containers and packaging with the Plastic mark.
- Do not include any items other than plastic containers and packaging.
- Do not dispose of plastic containers and packaging if they still contain leftover food or other contents.


Bottles

Use the containers



- Colorless transparent bottles → **Blue container**
- Colored bottles and other bottles → **Yellow container**
- Containers will be placed on the day before collection. Place bottles inside the containers lying down.

7 hardware items



- * Only put out on designated days.
- * The collection point for "7 hardware items" may differ from the regular collection point.

Clothes

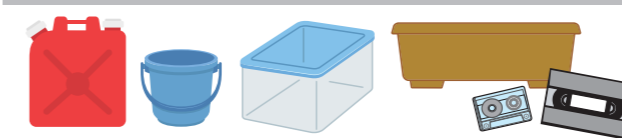
Bind with string in a crisscross style



- If it is raining, please dispose on the next collection day.
- Futons, curtains and blankets are oversized garbage and cannot be disposed as clothes.
- Collections are made on the same days as for PET bottles.

Other plastic products

Use the designated garbage bags



- "Other plastic products" small enough to fit in a bag Use the designated bags and dispose at the collection point for "7 hardware items".
- "Other plastic products" too large to fit in a bag Dispose of items as they are at the collection point for "7 hardware items".

* The collection point for "7 hardware items" may differ from the regular collection point in some cases.

Used paper

Bind with string in a crisscross style



- If it is raining, please dispose on the next collection day.
- Fold cardboard upon removing hardware and packaging tape.
- Rinse paper beverage packets in water, cut them open and dry.
- Concerning items that have inner aluminum lining, put out with burnable garbage.

Oversized waste

You can carry oversized waste directly to the Cleaning Center.

Twice a month, on the designated day for each district, we will pick up oversized waste in front of your house.

[Collection days] Katsuura District and Fusano District / 1st Wednesday and 3rd Wednesday
Okitsu District and Ueno District / 2nd Wednesday and 4th Wednesday

- ① Please call the Cleaning Center (0470-73-2370) to apply at least one week before the collection day.
* Confirm the items, quantities, etc. before calling.
- ② When applying, we will ask the items, quantities, and the store where you intend to purchase an oversized waste treatment voucher (see the table below).
- ③ Receive a reception number.
- ④ The Cleaning center will communicate the reception number and name to the designated dealer (store).
- ⑤ Give your reception number and name to the dealer (store) and purchase the oversized waste treatment voucher.
* Once you have purchased the oversized waste treatment voucher, we cannot give a refund if you wish to cancel.
- ⑥ Affix the oversized waste treatment voucher (sticker) in an easy-to-see position on the oversized garbage and leave it in front of your residence by 8.30 a.m. on the collection day.
- ⑦ The contracted operator will come to your residence and collect the garbage upon confirming the items and oversized waste treatment voucher.



[Places where you can buy oversized waste treatment vouchers] * Oversized waste treatment voucher: 500 yen per item

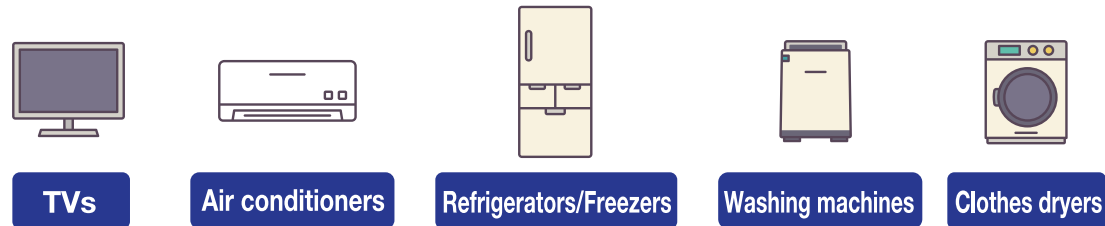
Daikokuya (Katsuura)	0470-73-1637	Gomon (Okitsu)	0470-76-0008
Syogetsudo (Tona)	0470-73-1500	Millenia Katsuura Management Center (Residents only)	0470-76-4588
Kimigo Liquor Store (Kushihama)	0470-73-5221		
Shirakiya Shoten (Sawakura)	0470-73-0312	Katsuura Tokyu Sunny Park	0470-76-2818
Shin-Katsuura Fisheries Cooperative Headquarters (Shinkan)	0470-70-1130	Yoshino Clothing Store (Ueno)	0470-76-0206
Shin-Katsuura Fisheries Cooperative Ohsawa Branch	0470-76-1131	Izumiya Shoten (Matsuno)	0470-77-0109
Katsuura Municipal Tourism Association (Tona)	0470-73-2500	Hoshino Shoji (Sano)	0470-77-0635

Waste dry cell batteries



- Please bring them to the collection containers placed in public facilities, community centers, etc.
- Only put waste dry cell batteries into the container.

The Cleaning Center does not pick up the following 5 appliances.



Treat by any one of the following methods.

Request the store of original purchase or the store where you buy a replacement to collect the item.

If you are not buying a replacement or you don't know the name of the store where you purchased it in the past (or it is too far away or has gone out of business), dispose by means of ① or ②.

- ① Bring directly to the designated pickup location by yourself.

After confirming the manufacturer, etc. in advance, purchase a home appliance recycling voucher at a post office, affix it to the applicable product, and bring it to the designated pickup location.

[Nearest designated pickup location]	Kazusa Tsun Co., Ltd.	360-3 Fukahori, Isumi City	0470-62-0181
--------------------------------------	-----------------------	----------------------------	--------------

- ② Consign collection to a retail store.

* Separate collection and transportation fees, etc. may be charged in addition to the recycling fee. Please contact the retail store directly.

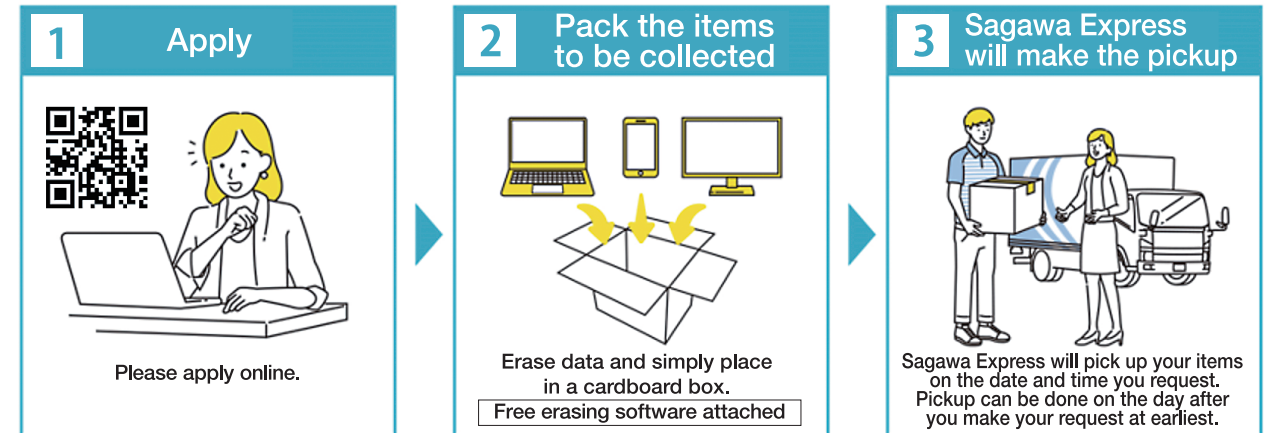
[Partner retail stores]

Kawamura Denki Ltd.	0470-76-0143	Hirasawa Denki Shokai Ltd.	0470-73-0433
Nanso Denki Co., Ltd.	0470-73-0757	Tani Denki Shokai Ltd.	0470-73-0546
Sawada Denki Ltd.	0470-73-0768	Mizuno Denki Ltd.	0470-73-0959

Items designated under the Home Appliance Recycling Law

Household PCs

① ReNet Japan Recycle (Katsuura City partner operator)



② Collection by the PC manufacturer

Personal computers that are no longer needed at home are recycled as useful resources

Computer manufacturers collect unwanted PCs for recycling.

Apply for pickup to the reception desk of the computer manufacturer concerned. (You can also apply through the manufacturer's website)

Applications for collection are not accepted by the local government or retail stores, etc.

- If the PC has the PC recycling mark, the manufacturer will collect and recycle for no additional charge.
- If the PC does not have the PC recycling mark, you will need to pay the collection and recycling fee.

For details ...

PC3R

Search

In the case of a PC for which the manufacturer does not conduct collection (self-built PC or a PC made by a company that has gone bankrupt or exited the business sector, etc.), the PC3R Promotion Association conducts collection and recycling for a fee.



Applicable devices:
Desktop PCs
Laptop PCs
CRT displays
PCs with integrated CRT display
Liquid crystal displays
PCs with integrated liquid crystal display



PC3R Promotion Association
<http://www.pc3r.jp/>

TEL 03-5282-7685 FAX 03-3233-6091

Items that cannot be handled by the Cleaning Center

Debris, roof tiles, construction wastes, automotive parts, motorcycles and related parts, fire extinguishers, gas cylinders, gasoline, oil, kerosene, toxic substance, pianos, farm machinery, agricultural materials (greenhouse frames, plastic), outboard motors, fishing nets, etc., bulky hardware and appliances used in businesses, and fireproof safes

Types of Garbage	Treatment Method and Contacts for Consultation
Debris, roof tiles, soil, construction wastes, pickling stones, logs and timber over 4.5 cm in diameter	Consign to the store of purchase or a specialist operator.
Automobiles and automotive parts	Collection operator (dealer, etc.) based on the Automobile Recycling law
Batteries	Store of purchase, auto dealer, gas station, car shop
Motorcycles	Store of purchase or motorcycle recycling call center 050-3000-0727 https://www.jarc.or.jp
Fire extinguishers	Store of purchase or fire extinguisher recycling promotion center 03-5829-6773
Gas cylinders (not including cassette-type gas cylinders)	Store of purchase or Chiba LP Gas Association 043-246-1725 http://www.chibalpg.or.jp
Gasoline, oil, kerosene	Consult the store of purchase or a gas station.
Pianos, organs	Consult the store of purchase or a specialist operator.
Items for use in agriculture, fishing, or business	Consign to the store of purchase or a specialist operator.
Other items	Consign to the store of purchase, manufacturer, etc.